

Findings At-a-Glance: 2016 Ridgewood Needs Assessment of Older Adults

In 2015-2016, the Ridgewood Community Center Advisory Board conducted a survey to learn about the assets and needs of older adults, aged 55 years and older who live in Ridgewood, NJ. More than 700 older adults in Ridgewood participated and shared their opinions. The information below provides a brief summary of some of the findings from this survey.

TRANSPORTATION

ASSETS

- Variety of public transportation
- Most respondents drive
- Walkability of the town

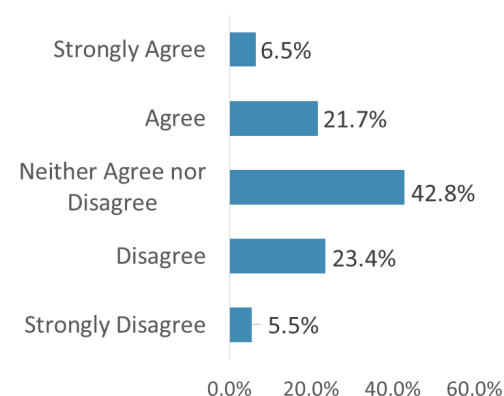
NEEDS

- Options that provide point to point service
- Options that provide service after 2pm
- Options offered at the same time as events and services
- Safety improvements for walkers, such as crosswalk markings and sidewalk repairs

5 KEY FACTS

- 92.2%** Use a car as the primary mode of transportation
- 61.8%** Walk in Ridgewood to some of their daily activities
- 45.2%** Think there is a need now, or potentially in the future, for more transportation
- 9.2%** Purchase taxi coupons available to Ridgewood seniors
- 5.1%** Use the Ridgewood senior bus

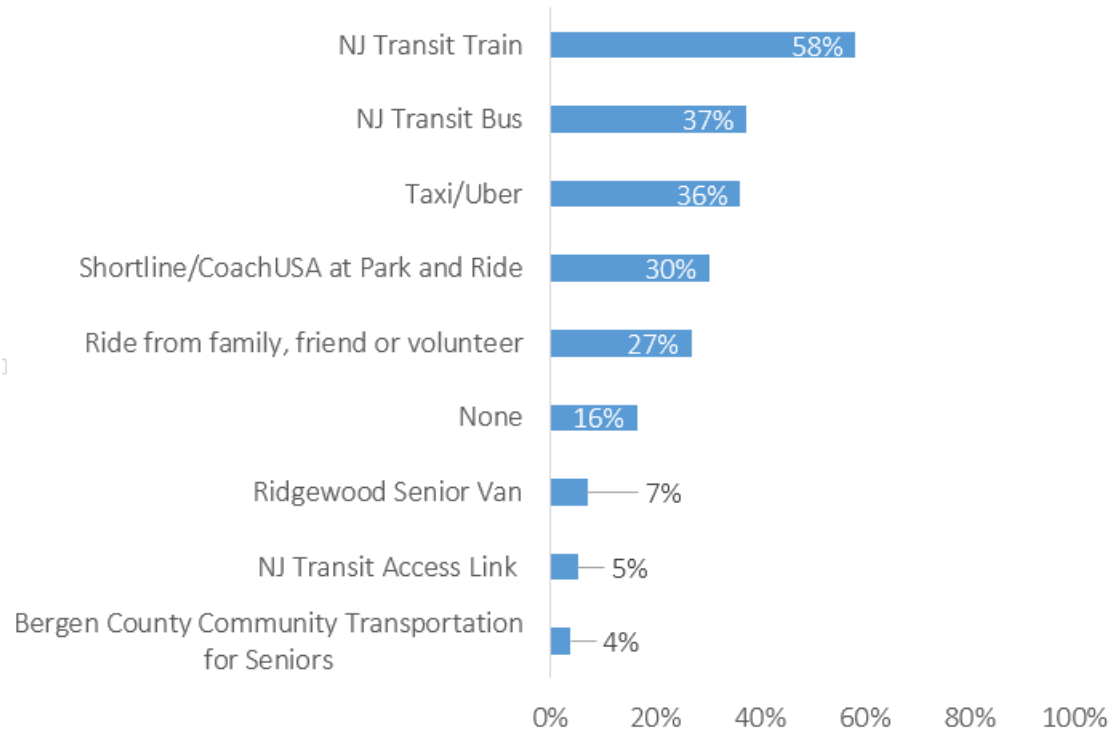
Percentage of agreement that Ridgewood has excellent transportation options for adults aged 55 years and older



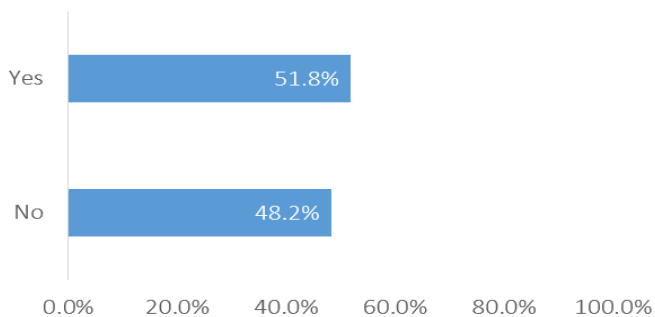
This needs assessment was developed and administered by the Ridgewood Community Center Advisory Board, with additional support from the Henry and Marilyn Taub Foundation. The Center for Research and Evaluation on Education and Human Services (CREEHS) at Montclair State University analyzed the results from the survey and developed this at-a-glance summary of the findings.

TRANSPORTATION ADDITIONAL FACTS AND FIGURES

Percentage using transportation options, by frequency and type of transportation



Percentage who heard about the senior taxi coupon program



Percentage who heard about the Ridgewood senior bus

